









Senior College and Career Readiness Meeting

To prepare for College Application Week next week!

Millard High School's **UTAH COLLEGE APPLICATION WEEK** – Oct 11-13

Some colleges waive the application fee this week. Bring a **credit card** for those that don't. Also bring **Driver's License** and **Social Security number**.

MONDAY 10/11	TUESDAY 10/12	WEDNESDAY 10/13
<p>SENIORS: Fill out College Applications in the library! EVERYONE: Wear a college shirt for a drink in the library at lunch during college application week!</p>		
<p>Dixie State University helping with applications?</p>  <p>Donuts in the library for students who can show Mrs. Bliss they have downloaded the Keys to Success app on their phone or created an account on their computer at www.ktsutah.org/</p>	<p>Snow College helping with applications</p>  <p>Activity – Look at teacher's doors to see what colleges they went to. Pick up and complete the scavenger hunt paper to be put in a drawing for college swag during 5th period!</p> <p>11am National Guard info meeting in the library</p>	<p>SIUU helping with applications</p>   <p>Seniors be sure you have completed the FAFSA and submitted the survey for a chance to win a \$500 scholarship. Survey link: surveymonkey.com/r/2022FAFSAScholarship</p>
<p>NAVY Reps here at Lunch</p>	<p>National Guard Reps here at Lunch</p>	<p>Army Reps here at lunch</p>
	<p style="text-align: center;">EVENING EVENTS:</p> <p>6-8 FAFSA help night for SRs in the library! Parents & students bring: Social Security #, I-9 paperwork/alien registration/permanent resident card, driver's lic., W-2 forms, other records of taxed income, Federal income tax return, current bank statement, untaxed income records, current business & investment records, mortgage info, other investment records (business, farm, stock, bond, etc.) PIZZA and COOKIES will be served!</p> <p>7-8 Snow College Virtual meeting for 10th-12th gr students interested in taking college classes in high school. Learn about the General Ed Cert., how to register, pay fees, etc. Join Zoom mtg at https://us06web.zoom.us/j/86952892806</p>	

Complete the PRE-Survey

Check your email
or type in this link:

<https://forms.gle/WMLUtZT4pXjSQPaW8>



Keys to Success introduction Video

<https://drive.google.com/file/d/1cGCiMhIOMSFQZ9dxf6IIkItD1kBoKTD/view?usp=sharing>

- Keys to Success is the platform Utah is using to help students apply for college and tech schools. It's a one stop shop for applying for college and scholarships and researching occupations.
- The School Counselor needs to approve your account for you to earn points and win prizes for the college and career activities you do in the Keys to Success platform.

Download the
KTS App

on your phone (red K with white background)

- OR -

Go to **ktsutah.org** on your chromebook

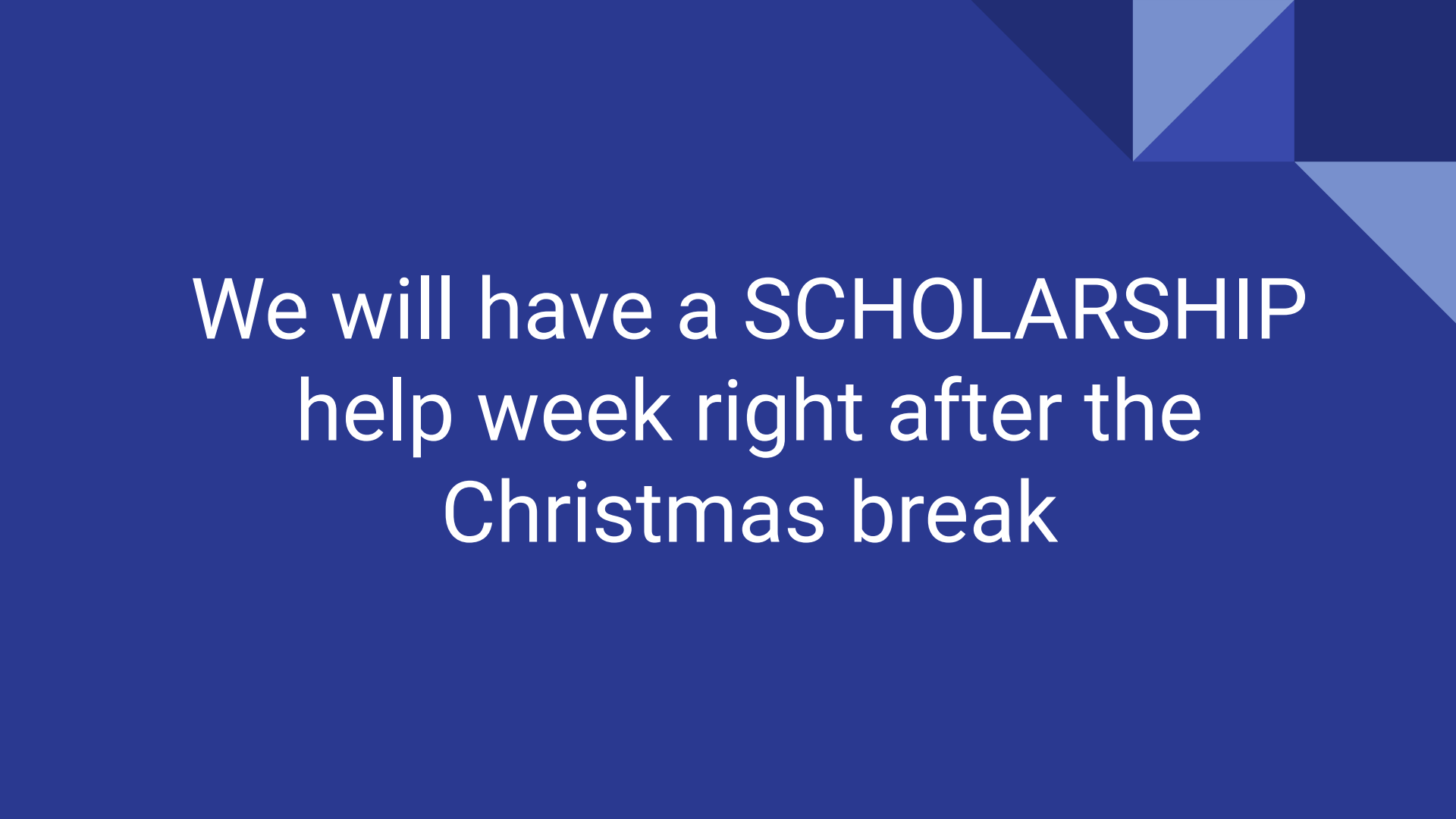
- **Set up an account** - create a log in (write it down)
- **Include a parent email** (so they get KTS updates)

Steps in KTS to take to prepare you for College Application Week:

1. Log in as a student
2. Later come back in and select careers - KTS will suggest scholarships for you
3. Click on the red banner that says "It's Utah College Application Week - Start applying now!"
4. There is a map with pins on it of all the colleges and tech schools in the state
5. Notice the Career Center at the bottom. That takes you to assessments and lets you research schools and programs of study. Leave that for now.
6. Click the "My College List" Button
7. Click "Add Institutions"
8. Click the colleges you want to look at or apply to and then click the "Add Colleges" button
9. Click the Admissions tab at the top of the page. You will see admission, scholarship and financial aid deadlines for each school on your list. This is where I will have you go during college application week to apply for colleges very quickly and easily.
10. From here you can click
 - "Apply Now" to be taken directly to the application for that school
 - "Apply Later" to receive an email reminder to apply later
 - Or you can click the "I have applied to this college" box
11. Click the "Financial Aid" tab at the top. This takes you to FAFSA info. You can watch a help video, click links for more info, and you can click the "FAFSA Form" button to be taken directly to the FAFSA and start filling it out.
12. For the forms you will need to help you fill out the FAFSA, click the green "Form Preparation" button.
13. Scroll down to see the colleges on your list and links to their financial aid and scholarships pages

Other things to check out in the KTS platform:

1. Earning points and prizes:
 - Click on “How to Earn points” in the left hand menu.
 - Click on “Prizes” in the bottom menu to see what you can win with your points
2. For a list of Scholarships click “Scholarships” in the bottom menu. You can click on the scholarships to be taken to the application online or you can “heart” the ones you like and they will be saved in your “My Favorites” in the left hand menu.
3. Click “Opportunities” in the bottom menu to see internships and other opportunities you might like to do.
4. Click “My Careers” in the bottom menu. Click “Select Careers” to enter careers your interested in and Keys to success will provide you with scholarships and internship opportunities that correspond with your interests.
5. Skip the CTE pathways (ours are not in there)
6. Ways to Edit your careers - personally trait, career categories.
7. Click “Launch my Career” - Look at top bar meny - Aseesmeents, Resume, Careers, Education, My Dashboard.
8. Click “Progress” in the left hand menu to see your prizes, the scholarships you have applied for and other things.
9. Click “Notifications” to see the messages Keys to Success send you.
10. Click “Tools and Resources” for tons of things you can do on the Keys to Success platform



We will have a SCHOLARSHIP
help week right after the
Christmas break

Complete the POST-Survey

Check your email
or type in this link:

<https://forms.gle/GYkmUTWognrQYp25A>

