

Career Exploration Intro

Using Major Clarity

MSD's Online Platform for career exploration
and Student Academic & Career Planning

GETTING STARTED:

- Complete the Career Exploration Presentation

PRE-Survey

by going to this link:

<https://forms.gle/R8vXr28LGekeWxMz5>

Complete This Handout For CANDY At The End!



STUDENT WORKSHEET



Introductory Lesson Name _____

Section I Account Access

Directions: Check the box next to the login method that applies to your district, as directed by your teacher.

To access my account, I will

- method A Go to my school's *Clever homepage*, sign in and click the MajorClarity icon
- method B Enter my district-provided email address & password and then click "Sign in"
- method C Click "Continue with Google" and enter my district email & password

For methods B & C ONLY - record login info in the table & then type the URL into your browser.

Username =	platform.majorclarity.com
Password =	

Once you have logged in to MajorClarity, verify that your name is at the top of the profile page.

Section II Personality Assessment

Directions: Check the box next to the login method that applies to your district, as directed by your teacher.

Begin the Personality Assessment by selecting one of the three responses to the first statement.

- If you agree with the statement, click the green heart icon.
- If you disagree with the statement, click the red X icon.
- If you are not sure whether you agree or disagree, click maybe.

Record your results in the table below:

Personality Assessment Results					
Artistic =	%	Investigative =	%	Social =	%
Enterprising =	%	Conventional =	%	Realistic =	%

Once complete, read each category description by clicking the "i" circle icon beside each title. Click CONTINUE to add additional email addresses to your MajorClarity account.

Section III Profile Settings

1. Click Edit your profile at the top of the menu on the left side of the page.
2. Use the dropdown menu to select a degree preference.
3. If applicable, input standardized assessment scores.
4. If you have been provided a classroom code, type it into the search box in the Classroom Codes panel.

STUDENT WORKSHEET



EXTENDED LESSON

Section IV Learning Styles Assessment

PART A

Directions: Read each statement and decide if it is *usually true for you*.

- If you disagree, click NO.
- If you agree, click YES.

Record your results in the table below.

Learning Styles Assessment Results					
Kinesthetic Combination =	%	Visual Linguistic =	%	Visual Numerical =	%
Auditory Linguistic =	%	Auditory Numerical =	%		

Once complete, read each category description by clicking the "i" circle icon beside each title.

PART B

Directions: Review your career path matches and record your top three Fit Score matches.

- Click Career Exploration from the menu to review your Fit Score results.
- Determine which three career paths received the highest compatibility ratings.

Record your top three career path matches in the table below.

- Include the *career path title*, *career cluster*, and your *Fit Score rating*.

Career Path Fit Scores	
Career Path #1 Career Cluster	%
Career Path #2 Career Cluster	%
Career Path #3 Career Cluster	%

PART C

Directions: Review your career path matches in the Career Exploration tab & save items of interest to your list of Favorites.

- Clicking the star icon in the bottom corner of a *career path* panel will shade the star yellow; this indicates that the item has been added to your list of Favorites.
- You can save an *occupation* to your Favorites by clicking the star icon next to its title.
- Navigate to the My Portfolio tab to revisit saved items.
- To remove an item from your list, simply click the star icon to unshade it.

HERE'S HOW TO **LOG IN** To Major Clarity:

- GO TO
platform.majorclarity.com
- **DO NOT** ENTER AN EMAIL OR
PASSWORD TO SIGN IN
- **INSTEAD** - CLICK "CONTINUE WITH
GOOGLE"
- CLICK OUT OF EACH TIP THAT
POPS UP
- **MAKE SURE YOUR NAME IS
LISTED ON THE WEBPAGE -
UPPER LEFT CORNER**

NEXT:

Complete the PERSONALITY ASSESSMENT

1. Click on **“Take the Test”**

Later you can **retake the Personality Assessment if you like**
2. Take the Personality Assessment (Answer quickly - **gut reaction is the best**)

For each statement, click:

- Green heart - Agree,
- Red X - Disagree,
- Maybe - if not sure





Once finished, view your results.

Add the results to the table in **Section II** of your worksheet.

Personality Assessment		
Thank you for completing this assessment.		
Realistic ⓘ	Enterprising ⓘ	Social ⓘ
19%	18%	18%
Conventional ⓘ	Artistic ⓘ	Investigative ⓘ
16%	16%	14%

Personality Assessment Results					
Artistic =		Investigative =		Social =	
	%		%		%
Enterprising =		Conventional =		Realistic =	
	%		%		%

To learn more about a personality type, click the ⓘ icon next to the category title.

Personality Assessment		
Thank you for completing this assessment.		
Realistic ⓘ	Enterprising ⓘ	Social ⓘ
19%	18%	18%
Conventional ⓘ	Artistic ⓘ	Investigative ⓘ
16%	16%	14%

Social



Social people (Helpers) like to work with people to enlighten, inform, help, train, or cure them, or are skilled with words. They often prefer activities that involve helping, healing, or developing others. Their traits often include cooperative, friendly, sociable, and understanding.

They excel at socializing, helping others, and teaching. They like tasks that involve teamwork, social interaction, relationship building, and improvement of society. They enjoy activities that are public, humanitarian, educational, philanthropic, interpersonal, and service-oriented.

Social careers frequently involve working with, communicating with, and teaching people. These occupations often involve helping or providing service to others.


Click **Continue**
to proceed...

Do you agree with the
results of your personality
assessment?

If needed, add additional email contacts to your MajorClarity account.

Click **Skip this step** or **Continue** to proceed...

Getting Started



Assessment Information Finish

Additional Information

We realize some of you may not check your school email frequently. If there's another email address you would like to receive notifications to, please enter it below. You can also add a parent or guardian email.

Additional email

Guardian email

[Skip this step](#) [Continue](#)

Before you begin exploring careers, **update your profile.**

Click the **“Edit your profile”** link beneath the user icon on the menu bar.



PROFILE SET UP:

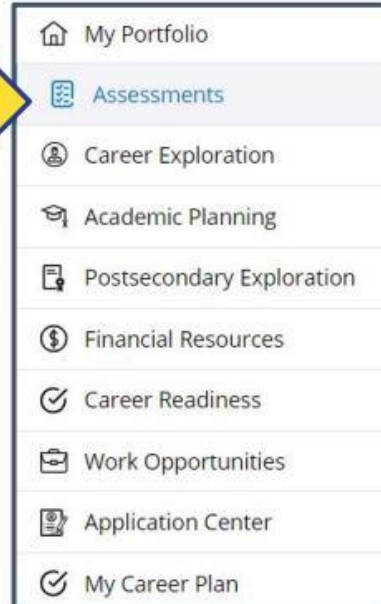
* Click Edit your profile at the top of the menu on the left side of the page

1. Select your degree preference, click save
2. Enter ACT score if you know it or skip over
3. Select your age, click save
4. Fill in emails if you would like to, click save
5. Don't worry about the classroom code

Learning Styles Assessment


Let's learn about your preferred **style of learning**.

Click the tab labeled **Assessments** on the left-side menu.



Complete The Assessment:

- Decide if each statement is **USUALLY** true for you - **YES or NO**
- Don't think too hard. Go with your gut reaction.

To learn more about each learning style, click the  icon next to the category title.

Auditory Numerical

Auditory numerical people learn best from hearing numbers and oral explanations. They may remember phone and locker numbers with ease, and be successful with oral numbers, games and puzzles. Written materials are not as important. They can probably work problems in their head. You may hear them saying numbers to themselves, or see their lips moving as they try to understand a problem.

Learning Styles Assessment

Thank you for completing this assessment.

Auditory Linguistic ⓘ	Visual Linguistic ⓘ	Auditory Numerical ⓘ
30%	20%	20%
Visual Numerical ⓘ	Kinesthetic Combination ⓘ	
20%	10%	

→ **Record your results on the table on your worksheet.**

Do you agree with the
results of your learning
styles assessment?

SECTION V - CAREER PATHS

- **Click** “Career Exploration” from the menu bar on the left and review your fit score matches
- **Determine** which career paths received the highest “fit score” ratings
- **Record** your top 3 career path matches in the table - career path title, career cluster, fit score
- You can **save** career paths and occupations to your favorites by clicking the star icon next to its title or remove it from your favorites by clicking the star icon to unshade it.

- Click on the **TOP career path** you chose to learn more about it
- **Scroll Down** to where you can watch an interview or try an activity.
- **Watch an interview or do an activity**
- When you have finished, Click “ **Score your Fit**” to rate the career path.
- Click on “**Career Exploration**” in the left-hand menu
- Scroll back to your **TOP career path**
- **Did your fit score change?** Record it on your worksheet

SECTION VI - OCCUPATIONS

- Click on Career Exploration
- Scroll to your first career path choice
- Scroll down to the occupation links for that career path
- Select one **occupation** under that career path to learn more about
- Identify and record information in the table

Go to

“My Portfolio”

in the left-hand menu
to see your progress
so far in
career exploration

Access the tools in the left-hand menu under the “My Portfolio” tab:

- Student Journal
- Assessments
- Career Exploration
- Academic Planning
- Postsecondary Exploration
 - Financial Resources
 - Resume Builder
- Work Based Learning
- Application Center
 - My career plan
 - Microcredentials

Student Journal

Student Journal - leave
yourself notes on what
you have learned and
what you want to do
next

Assessments

Assessments -

questionnaires that help
you determine your
interests - you can retake
them

Career Exploration

Career Exploration - Filter

searches for occupations based on your strengths, career clusters you are interested in, career clusters you have started and those you have completed or by those you have indicated as your favorites

Academic Planning

Academic Planning - find a CTE pathway to work on and create a 4 year plan of high school classes to help you graduate high school with a CTE pathway

Postsecondary Exploration

Postsecondary Exploration -

Explore colleges

Financial Resources

Financial Resources -

scholarship info

Resume Builder

Resume Builder -

Helps you write a resume
and a cover letter

Work Based Learning

Work Based Learning -
high school jobs and
experiences in the field of
study that you are
interested

Application Center

Application Center -
Track your college
applications and job
applications

My career plan

My career plan -

Track your post-high
school goals

Micro-credentials

Micro-credentials - take subject matter mini courses to earn industry recognized credentials that support your career interest. Looks good on job, college and scholarship applications

- **Student Journal** - leave yourself notes on what you have learned and what you want to do next
- **Assessments** - questionnaires that help you determine your interests - you can retake
- **Career Exploration** - filter searches for occupations based on your strengths, career clusters you are interested in, career clusters you have started and those you have completed or by those you have indicated as your favorites
- **Academic Planning** - find a CTE pathway to work on and create a 4 year plan of high school classes to help you graduate high school with a CTE pathway
- **Postsecondary Exploration** - explore colleges
- **Financial Resources** - scholarship info
- **Resume Builder** - also helps you write a cover letter
- **Work Based Learning** - high school jobs and experiences in the field of study that you are interested
- **Application Center** - track your college applications and job applications
- **My career plan** - track your post-high school goals
- **Micro-credentials** - take mini courses to earn industry recognized credentials that support your career interest. Looks good on job, college and scholarship applications

FINISHING UP:

- Complete the Career Exploration Presentation

Post-Survey

by going to this link:

<https://forms.gle/ekEQYp3XsAeqBuQF9>